

**OILEX LTD**



# **Value focused Methodical delivery**

**ASX / AIM: OEX**  
**March 2015**

# Important Information

## Disclaimer

The presentation in this projected form and as verbally presented (Presentation) is provided on the basis that none of the Company Directors nor its respective officers, shareholders, related bodies corporate, partners, affiliates, employees, representatives and advisers make any representation or warranty (express or implied) as to the accuracy, reliability, relevance or completeness of the material contained in the Presentation and nothing contained in the Presentation is, or may be relied upon as, a promise, representation or warranty, whether as to the past or the future. The Company hereby excludes all warranties that can be excluded by law.

The Presentation contains prospective financial material which is predictive in nature and may be affected by inaccurate assumptions or by known or unknown risks and uncertainties, and may differ materially from results ultimately achieved.

The Presentation contains "forward-looking statements". All statements other than those of historical facts included in the Presentation are forward-looking statements including, without limitation, (i) estimates of future earnings, and the sensitivity of earnings to the oil and gas prices; (ii) estimates of future oil and gas production and sales; (iii) estimates of future cash costs; (iv) estimates of future cash flows, and the sensitivity of cash flows to oil and gas prices; (v) estimates of future capital expenditures; and (vi) estimates of resources and reserves, and statements regarding future exploration results and the replacement of reserves. Where the Company expresses or implies an expectation or belief as to future events or results, such expectation or belief is expressed in good faith and believed to have a reasonable basis. However, forward-looking statements are subject to risks, uncertainties and other factors, which could cause actual results to differ materially from future results expressed, projected or implied by such forward-looking statements. Such risks include, but are not limited to, oil and gas price volatility, currency fluctuations, increased production costs, as well as political and operational risks and governmental regulation and judicial outcomes. The Company does not undertake any obligation to release publicly any revisions to any "forward-looking statement" to reflect events or circumstances after the date of the Presentation, or to reflect the occurrence of unanticipated events, except as may be required under applicable securities laws.

All persons should consider seeking appropriate professional advice in reviewing the Presentation and all other information with respect to the Company and evaluating the business, financial performance and operations of the Company. Neither the provision of the Presentation nor any information contained in the Presentation or subsequently communicated to any person in connection with the Presentation is, or should be taken as, constituting the giving of investment advice to any person.

The information in this Presentation has been compiled by the Managing Director of Oilex Ltd, Ron Miller MS Engineering who has over 38 years experience in the oil and gas industry. Peter Bekkers, B.Sc. Hons., the Chief Geoscientist of Oilex Ltd, reviewed the estimates of hydrocarbon resources and has over 17 years experience in the oil and gas industry and is a member of the AAPG and SPE.

The Presentation does not relate to any securities which will be registered under the United States Securities Act of 1933 nor any securities which may be offered or sold in the United States or to a U.S. person unless registered under the United States Securities Act of 1933 or in a transaction exempt from registration.

## Highlights: Foundations for value and growth

Oilex has a diversified oil and gas portfolio, is focused on countries adjacent to the Indian Ocean Rim having proven onshore hydrocarbon provinces.

### Strategy

- Becoming a leading onshore “tight” oil and gas producer in India
- Generation of sustainable production, profit and cash
- Foundation set for significant growth over the next 2-5 years

### Portfolio

- India:
  - Assets located in Gujarat State, industrial heartland of India
  - Partnered with Gujarat State Petroleum Corporation (GSPC)
- Australia:
  - Canning Basin – Low cost entry into 3M acres with significant potential

### Value Catalysts

- Quality Indian asset in a premium market – gas more valuable than oil at present
- Experienced executive team focused on delivery of production led strategy
- Focused on near term production and cash flow

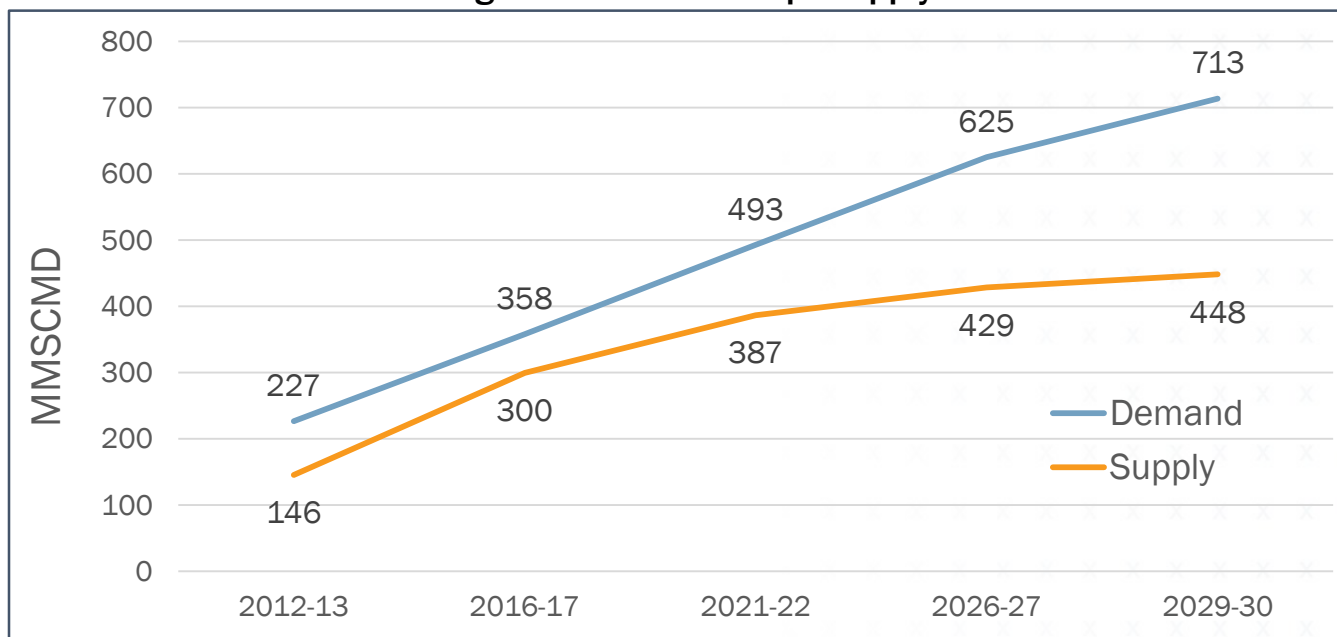
## India: Compelling investment proposition

India is world's fifth largest energy consumer with a significant unsatisfied gas demand and associated high sustainable gas prices

Gas demand remains strong, Gujarat State with gas fired power stations running at less than capacity and strong competition for gas from various industrial customers

Based on third party modelling, future successful wells should provide adequate returns, even in the current low oil price environment

India gas demand outstrips supply



Meeting Demand Challenges Of An Emerging LNG Market: INDIA By Dr A K Balyan MD & CEO Petronet LNG Limited, India

## Oilex in India: Investment highlights

### Strong Domestic Economy

Highly conducive energy market fundamentals in Gujarat, strong gas demand for power generation and industrial uses, competing with predominantly imported LNG

### Supportive Government

Strong support for Oilex and its Cambay project from federal, state and local governments in India

### Technical Success

Oilex is the first company to successfully produce gas from a multi-stage fracture-stimulated horizontal Tight Oil/Tight Gas well in India. Oilex is applying proven technology from US shale gas industry.

### Strong JV Partner

GSPC is a supportive joint venture partner and has the largest gas distribution and marketing network in the state, which has a population of 250 million people

### Existing Infrastructure

Oilex is drilling in areas adjacent to existing pipeline infrastructure, facilitating the commercialisation of gas on a highly cost-effective basis

### First Mover in India

Oilex made its country entry into India in 2006 and has developed a quality operating team, strong government relations and an attractive asset position

### Growth Opportunities

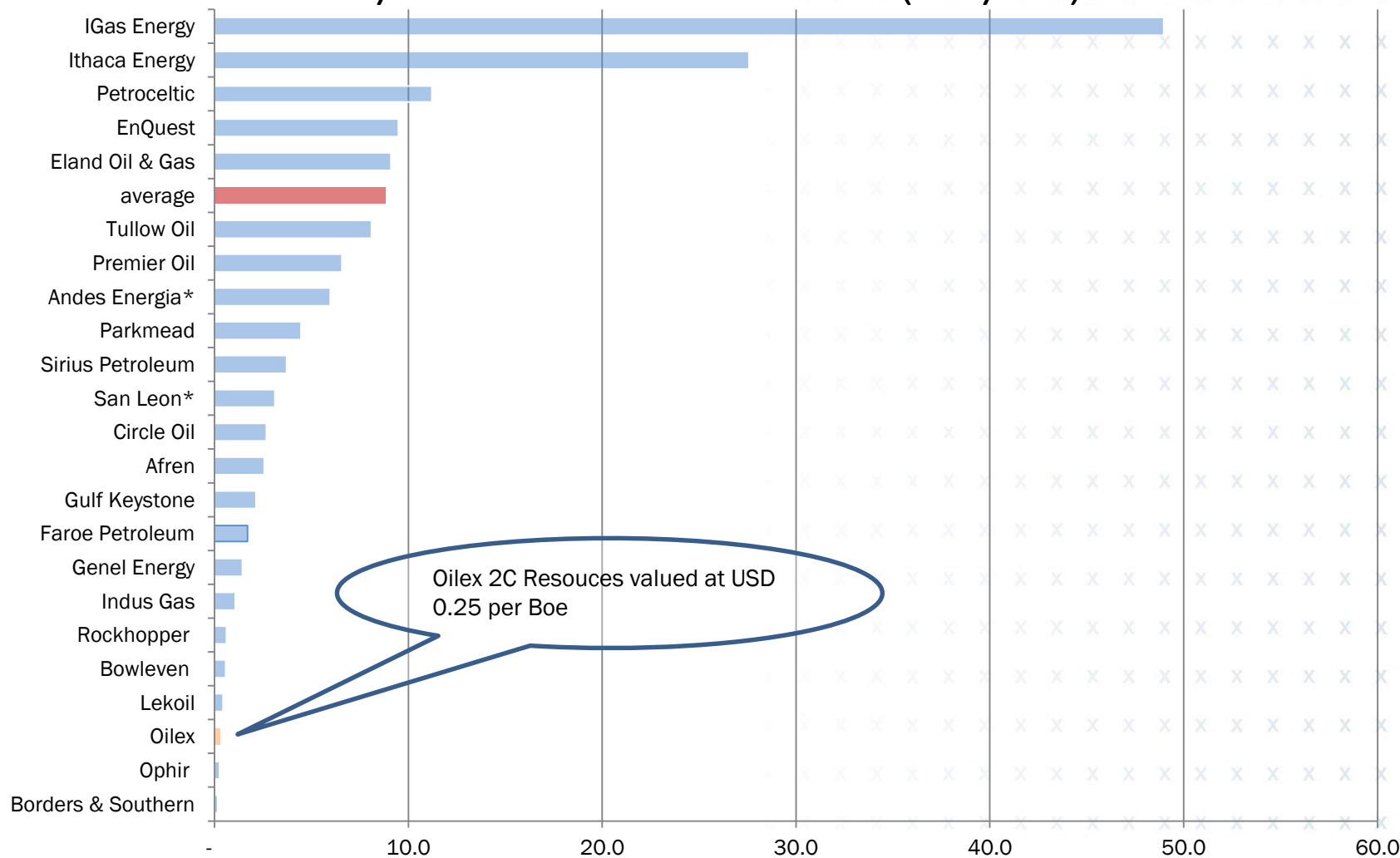
Oilex has strong growth options beyond Cambay Field, with the potential to establish a much larger position in the Cambay Basin. The Basin has been identified by the EIA as one of the pre-eminent locations for replication of the success in North America





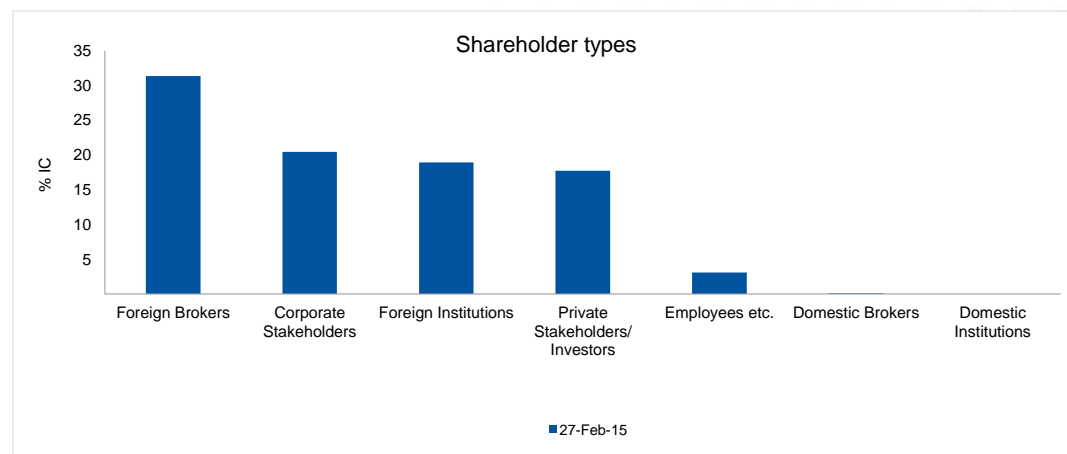
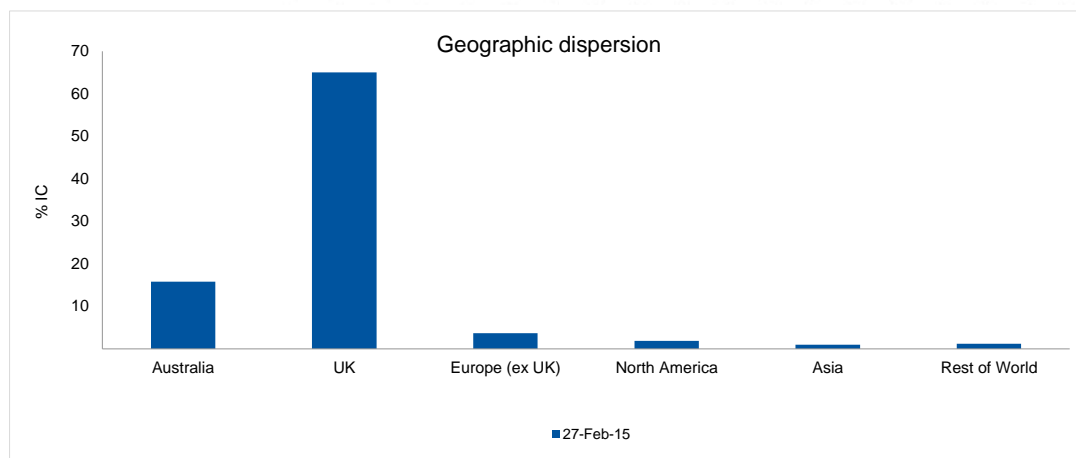
## 2C Contingent Resource: Market Valuation

LSE/AIM Valuation - 2C Resources (USD/Boe)



## Company Profile: ASX / AIM: OEX

Oilex is listed on ASX and AIM	ASX	AIM
Share price (as at 12/03/15)	4.0	2.5p
Market capitalisation	\$27m	\$17m
Ordinary shares		678m
Listed Options (Sep 15, 15 cents)		189m
Unlisted Options		36m
Substantial Shareholders:		
Magna Energy Limited		17.7%
Directors & employees		2.8%



## Transition: Moving to sustainable production and cashflow

### Indian Ocean Rim focus

- Onshore tight reservoir plays – applying proven technology from US onshore industry

### India

- Targeting cash positive operations<sup>1</sup> in India in H2 2015
  - Forecast average production of 340 bbls/day gross
- Cambay (45% interest & operator)
  - 75MMboe net 2C Contingent Resource
  - Substantial upside from 4 deeper zones
  - Government of India endorsement for sale of gas from C-77H & C-73
  - Gas production facilities being established, gas sales expected in Q2 2015
- Bhandut (40% interest & operator)
  - Government of India endorsement for sale of gas from B-3
  - Gas production facilities being established, gas sales expected in Q3 2015

<sup>1</sup>Excluding Cambay Field capex



## Cambay Field: Highlights

### Field resource ~ 167MM Boe

- Independently Certified 2C Contingent Resource
- 50% liquids, 50% gas

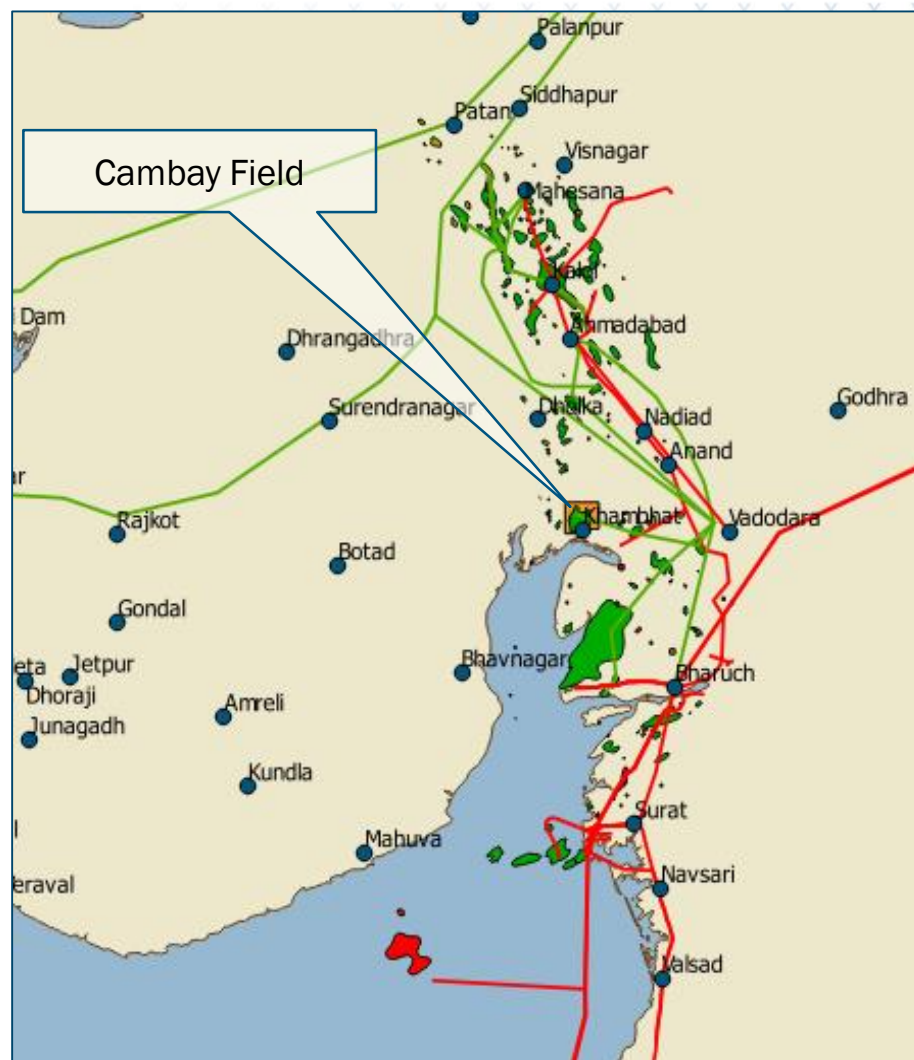
### Acreage

- Cambay Basin: large oil province
- Cambay Field: 161 km<sup>2</sup> (40,000 acres)
- Multiple productive reservoirs

### Commercial Environment

- Significant gas demand within 15km
- Infrastructure with capacity
- Strong and stable local gas price environment
- Good fiscal regime

Refer ASX announcement dated 11 October 2011



# Cambay Field: Proven oil and gas

## Geology proven to deliver

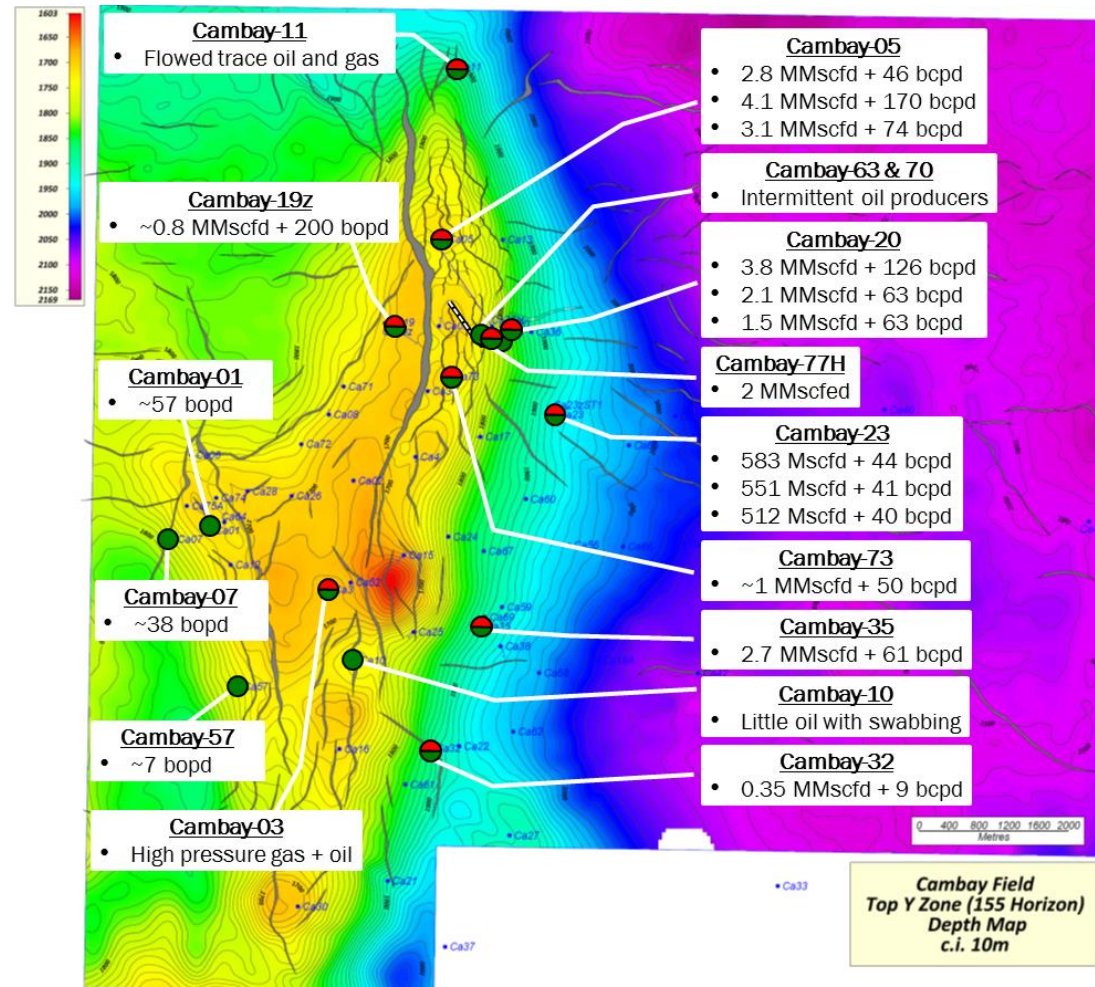
- 2,800m of prospective section
- 38 wells penetrated the Eocene formation
- 18 wells tested oil and gas to surface
- Remaining wells also had log indications

## Block-wide 3D seismic coverage

## No formation water produced

## Permanent gas treatment facilities to be co-located at C-77H

## Continue implementing proven US technology





## Cambay Field: Substantial upside in four deeper zones

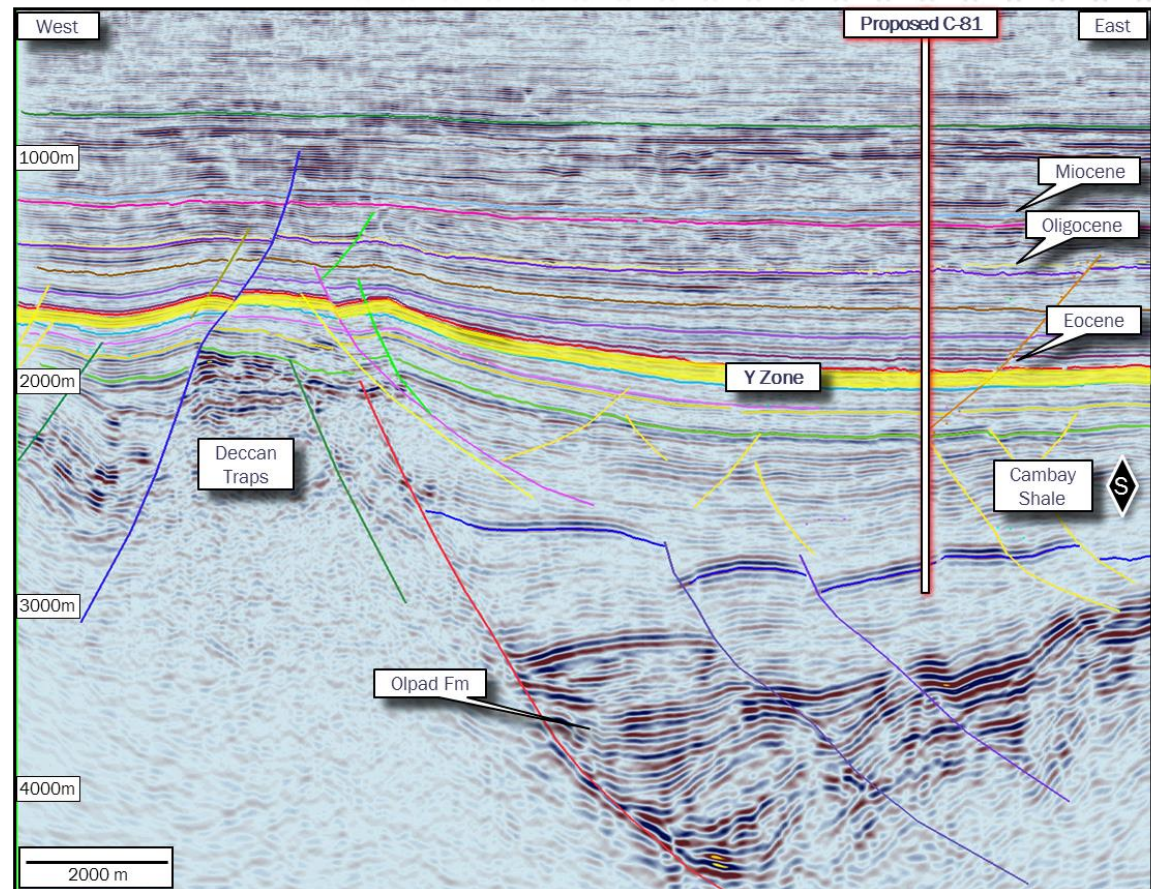
### Independently assessed

### Undiscovered P50 gross in-place volumes

- Gas: 12.6 Tcf
- Liquids: 11.6 Bn bbls

### Unrisked P50 gross prospective resources

- Gas: 934 BCF
- Liquids: 140 MMbbls



Cambay Field cross section

Refer ASX announcement dated 11 October 2011

## Cambay-77H: Proof of concept achieved

### Drilling operations

- Efficient drilling operations
- Repeatability of directional drilling capability

### Y zone reservoir

- Hydrocarbon saturated and no free water observed to date
- Properties are laterally consistent

### Fracture treatments

- Successfully perforated, isolated and treated 8 fractures in 4 stages
- Future wells may have wider frac spacing, => significant cost savings

### Flowback

- Flowed light oil, gas and operations water for ~85 days
- Hydrocarbon liquid to gas ratio (LGR) ~100 bbls/MMscf and higher than expected
- Sustained gas rate predicted to be 0.5 – 1.0MMscfd plus light oil, ~API 49°
- 86% of frac and operations water recovered from the reservoir
- No formation water observed to date

## Cambay Comparison: Range Resources (NYSE: RRC)

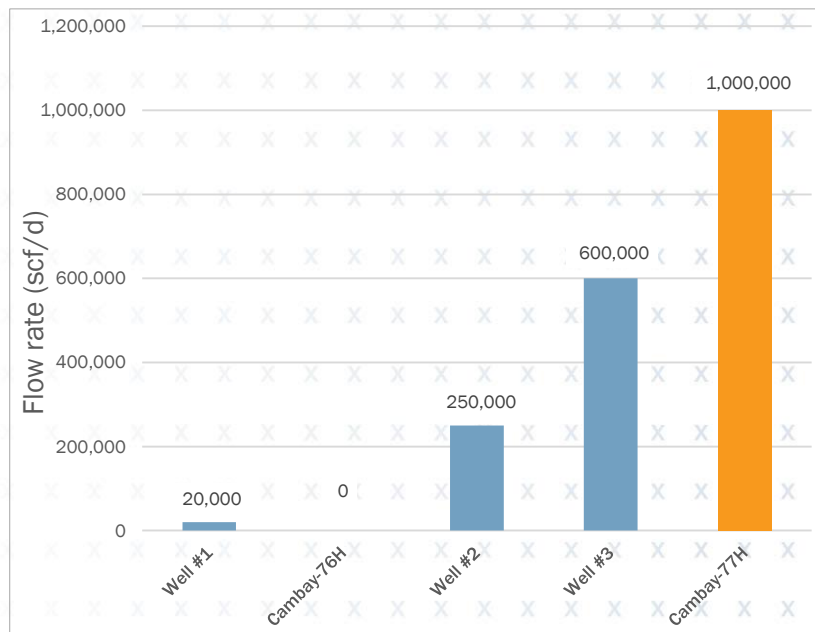
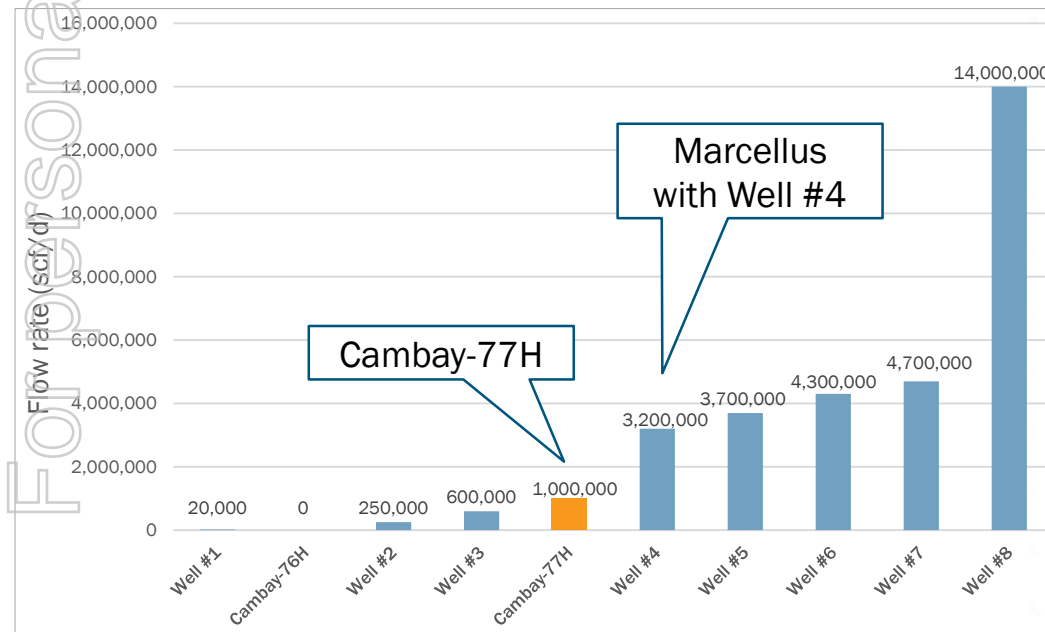
The experience of others helps shorten the learning curve

The progress at Cambay Field compares favourably to other's experiences in a new basin

Range Resources Corporation ((NYSE: RRC) "Range Resources") was the early mover in the Marcellus Field, now one of the largest producing gas fields in the world

Range Resources "*cracked the code*" in the Marcellus with Well #4, achieving a flow rate of 3.2 MMscfd

For personal use only



These graphs do not infer or imply anything regarding possible production rates from future wells in the Cambay Field.\*

## Cambay: Independent resource estimate

Updated resource estimate to be completed April 2015

Update will integrate C-73 and C-77H flow results

### Unrisked Contingent Resource Estimates (near term production and cash)

	Low (1C)		Best (2C)		High (3C)	
	Oil MMstb	Gas BCF	Oil MMstb	Gas BCF	Oil MMstb	Gas BCF
Gross in place	831	672	1,633	1,314	2,888	2,297
Gross recoverable	31	180	83	495	179	1,073
Net OEX rec. (45%)	14	81	37	222	81	483

### Unrisked Prospective Resource Estimates (the Upside)

	Low		Best		High	
	Oil MMstb	Gas BCF	Oil MMstb	Gas BCF	Oil MMstb	Gas BCF
Gross in place	4,679	4,962	11,592	12,645	21,912	23,178
Gross recoverable	36	258	140	935	553	3,632
Net OEX rec. (45%)	16	116	63	421	249	1,632

Refer ASX announcement dated 11 October 2011



## India: 2015 Activities and goals

Targeting cash positive operations<sup>1</sup> in H2 2015

### 2015 Cambay activities

- ✓ Cambay-73 gas sales agreement approved
- ✓ Cambay-77H gas sales agreement approved
- ✓ 2 well firm campaign in 2015 approved
  - Longer laterals, more fracs with wider spacing
- Restart Cambay-73 & 77 production
- Enhance oil production from legacy wells
  - Workover up to 6 wells

### 2015 Bhandut activities

- ✓ Gas sales agreement approved
- ✓ Facilities installation in progress
- Commence Bhandut-3 gas sales



<sup>1</sup>Excluding Cambay Field capex

## Australia: Canning Basin background

### Strategic rationale:

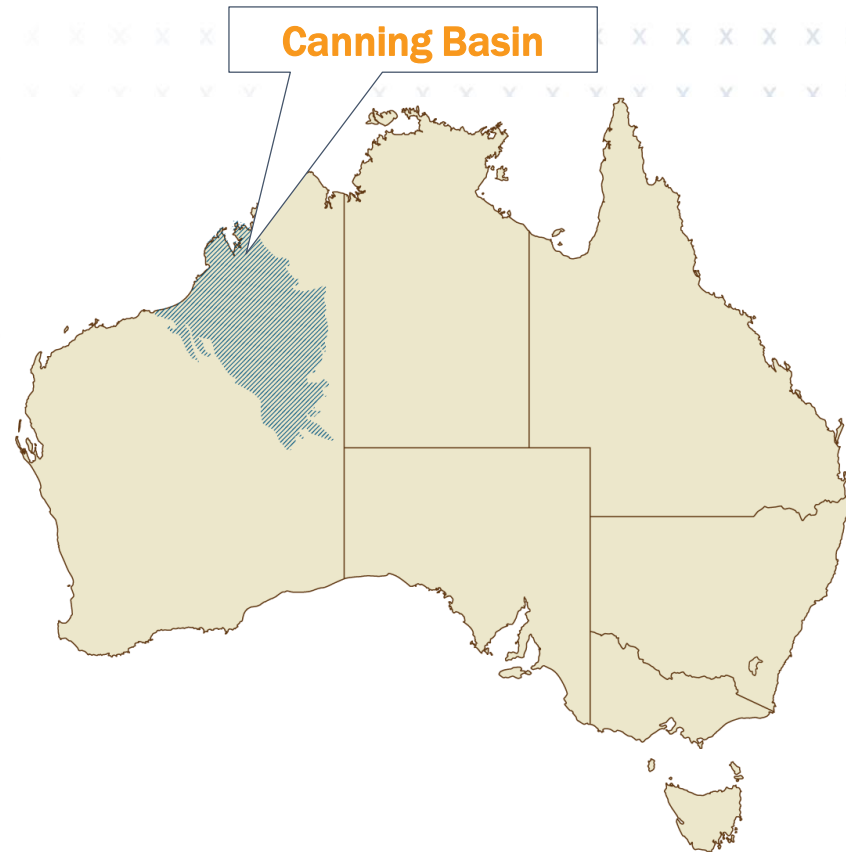
- Adjacent to global resource centre
  - Significant energy demand
- Infrastructure within acreage
- Low-cost entry, concentrated prospectivity
- Long-term growth potential and diversity

### Canning Basin acreage (~3 million acres)

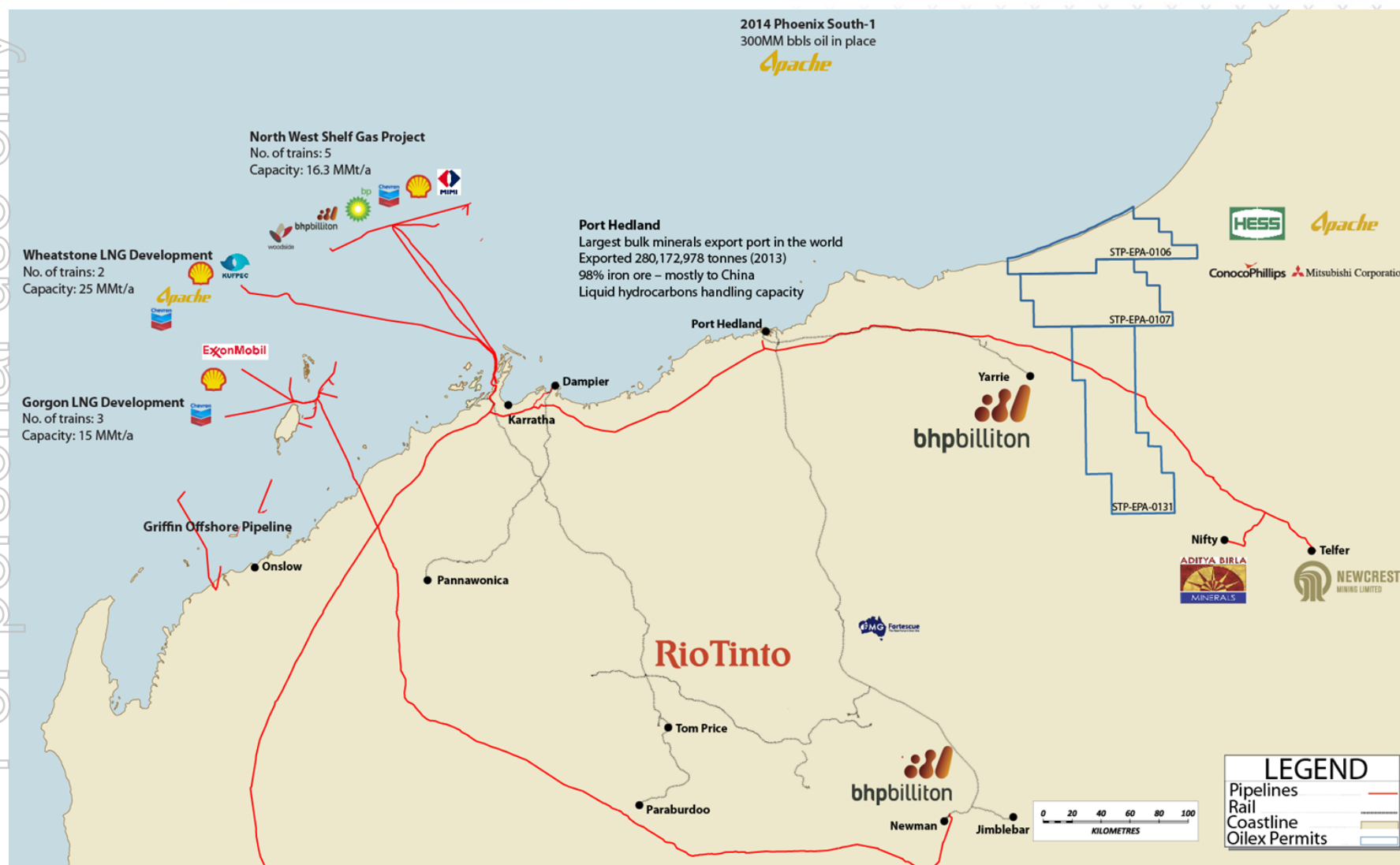
- STP-EPA-0131 ~ 1.35 million acres
- STP-EPA-0106 ~ 700,000 acres
- STP-EPA-0107 ~ 900,000 acres
- Potential prospectivity for oil & liquids-rich gas

### Current activities

- Finalising Heritage Agreement negotiations
- Farmout – exploring alternatives



# Western Australia: A global resource centre

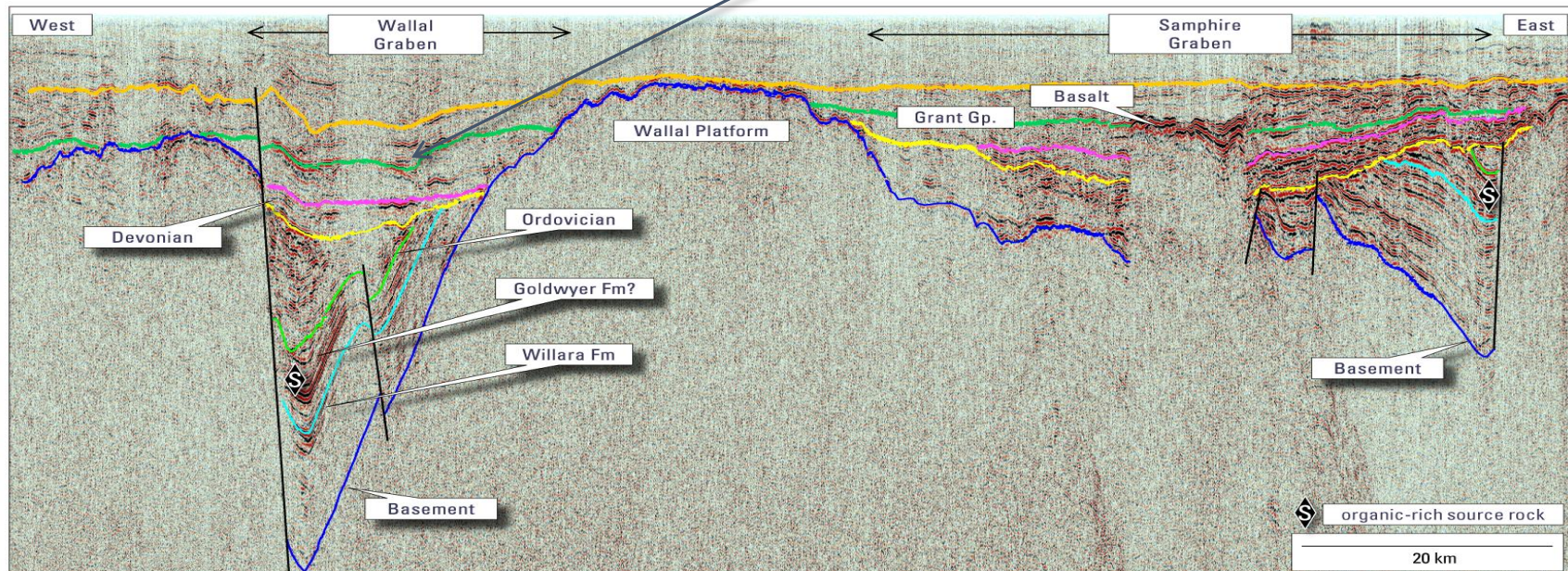
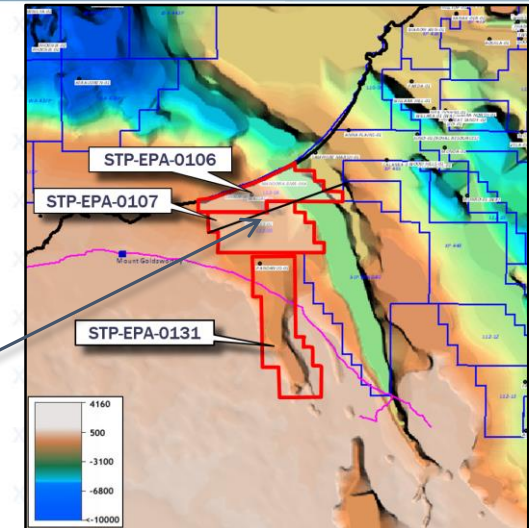




# Canning Basin: Wallal Graben revealed by seismic

## Regional seismic data infer

- A near-complete Ordovician sequence is preserved
- Possible thick Goldwyer Formation- primary source rock
- Potential for additional organic-rich formations



# Wallal Graben: New gravity survey proves the story

## Conducive to efficient exploration

- ~15km wide
- ~200km long within Oilex areas

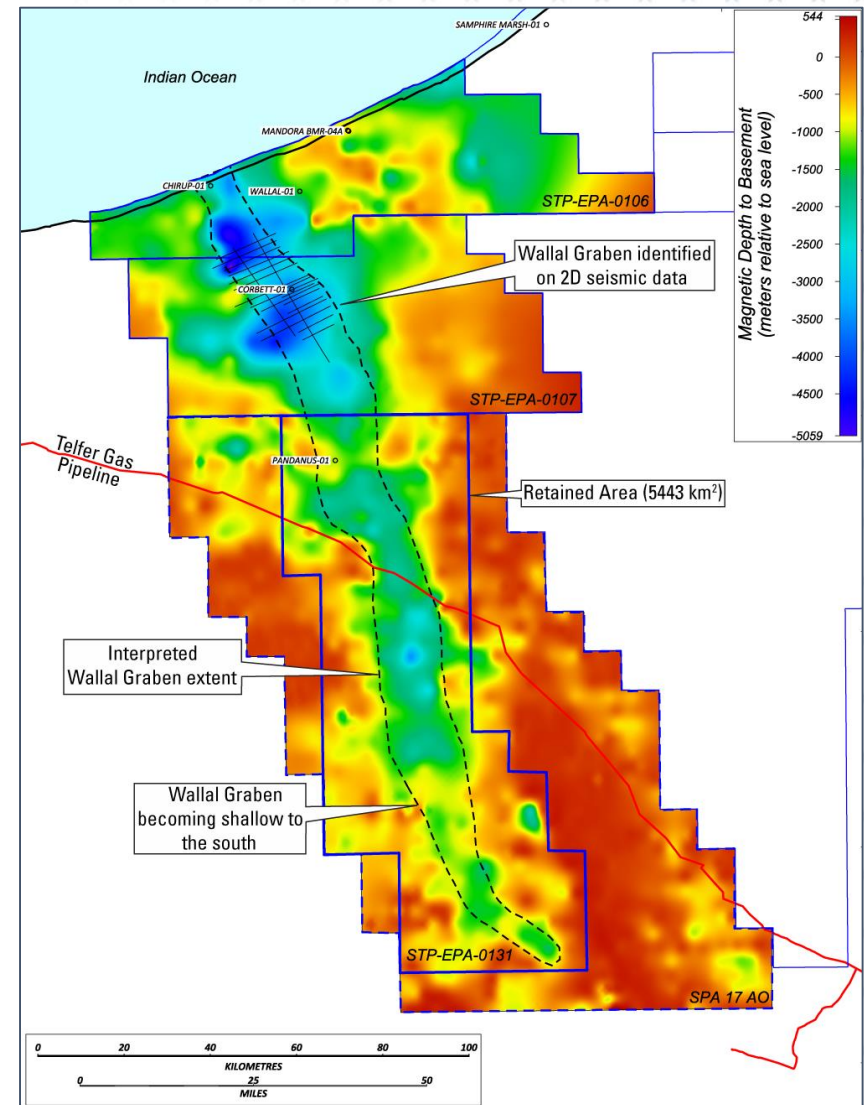
## Prospectivity

- Conventional and unconventional
- Leads and prospects being compiled
- Drilling in 2017

## Infrastructure

- Near ports
- Proximal to large gas consumers
- Numerous roads and tracks
- Gas pipeline across acreage

**Oilex has captured entire Wallal Graben play fairway**





## Oilex: Investment opportunity

### India – Strategic focus


- Production, cash flow and reserves to increase
- Targeting cash positive operations<sup>1</sup> in 2015
- Compelling investment thesis

### Cambay operations

- Multi-well drilling campaign in 2015
- Longer horizontals & target reduced costs
- Commence gas sales

### Australia – Canning Basin

- Wallal Graben presence confirmed
- Leads inventory being compiled
- Farm-out opportunities being pursued



Cambay-77H Flare during testing

**Unconventional resource focus**  
**Growing production and reserves**

<sup>1</sup>Excluding Cambay Field capex



## Company Profile: Board and Management Team

### Max Cozijn

**Non-Executive Chairman**

Over 32 years experience in administration of listed companies.



### Chris Bath

**Chief Financial Officer & Company Secretary**

Over 20 years experience in resources & energy in Australia and Asia.



### Sundeep Bhandari

**Vice Chairman, India based**

More than 20 years experience in the energy business.



### Ron Miller

**Managing Director**

Management & Engineering. 38 years of experience in the international oil & gas industry.



### Pete Bekkers

**Chief Geoscientist**

More than 17 years experience in the oil & gas industry.

### Jeffrey Auld

**Non-Executive Director, UK based**

24 years experience in the oil & gas sector, focused on commercial and financial management.



### Jayant Sethi

**Head of India Assets**

Over 30 years of experience in the oil & gas upstream industry.

**OILEX LTD**



[www.oilex.com.au](http://www.oilex.com.au)

Phone: +61 8 9485 3200

Email: [oilex@oilex.com.au](mailto:oilex@oilex.com.au)

Twitter: @oilexLtd

LinkedIn

For personal use only

